









## Photoperiod Quiz

1. Explain why we have different photoperiods in the same location at different times of the year? Drawing a picture may aid you in your explanation.
2. Why might a plant evolve a certain photoperiod response or sensitivity?
3. Why is it important for a farmer to plant beans that are classified for their region's specific photoperiod?
4. Below is a series photoperiods. Write the effects of the light regime on the short and long-day plants (flowering or vegetative):

Light Regime		Flowering Response	
Light	Dark	SDP	LDP
		_____	_____
		_____	_____
		_____	_____
		_____	_____
		_____	_____
		_____	_____